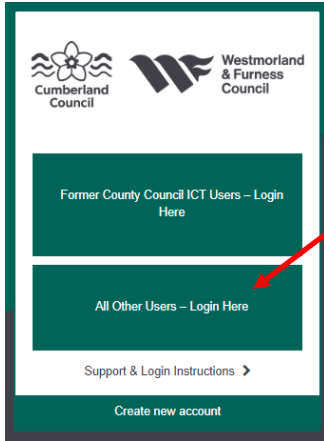


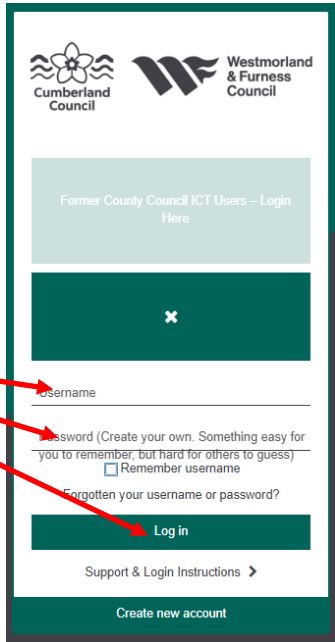
A guide to completing your eLearning course

**CSCP - Awareness of Safeguarding and Child
Protection Level 1 2023/2024 (eLearning)**

***Please note, this course is available until 01/09/2024**



Visit <https://cumbria.learningpool.com>
Select 'All other users Login'



Complete your username and password that you have been given and click the arrow key

Select the CSCP eLearning



You will see a series of CSCP courses. Select the **CSCP— Awareness of Safeguarding and Child Protection Level 1 2023/2024 (eLearning)**



CSCP - Awareness of Safeguarding and Child Protection Level 1 2023/2024...

E-learning

Course Type: E-learning

Activity types: Certificate, Feedback,



Once you click on the above, the box below will appear. Click "Go to course"



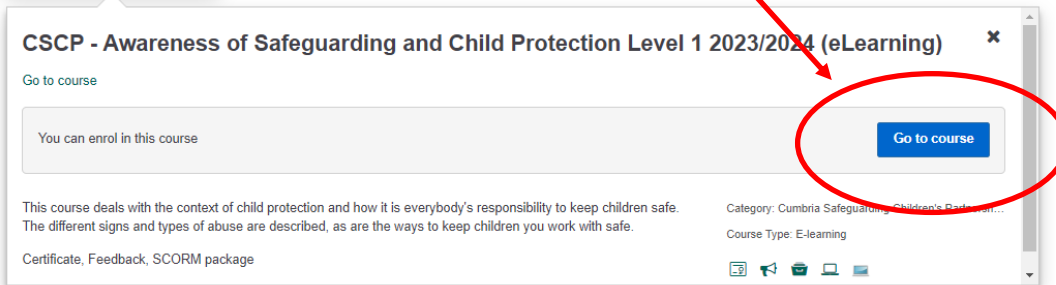
CSCP - Awareness of Safeguarding and Child Protection Level 1 2023/2024...

E-learning

Course Type: E-learning

Activity types: Certificate, Feedback,





CSCP - Awareness of Safeguarding and Child Protection Level 1 2023/2024 (eLearning) ✕

Go to course

You can enrol in this course


[Go to course](#)

This course deals with the context of child protection and how it is everybody's responsibility to keep children safe. The different signs and types of abuse are described, as are the ways to keep children you work with safe.

Certificate, Feedback, SCORM package

Category: Cumbria Safeguarding, Children's Protection...

Course Type: E-learning



Will then direct you to this page



CSCP - Awareness of Safeguarding and Child Protection Level 1 2023/2024 (eLearning)

This course deals with the context of child protection and how it is everybody's responsibility to keep children safe. The different signs and types of abuse are described, as are the ways to keep children you work with safe.

[Enrol](#) [Info](#) [Share](#)

The Course Process

CSCP - Awareness of Safeguarding and Child Protection Level 1 2023/2024 (eLearning)




Click here to access the eLearning course

First complete the eLearning.



Evaluation



Only when the eLearning is complete can you start the evaluation

CSCP - Awareness of Safeguarding and Child Protection Level 1 2023/2024 (Certificate)



Click here to download your certificate

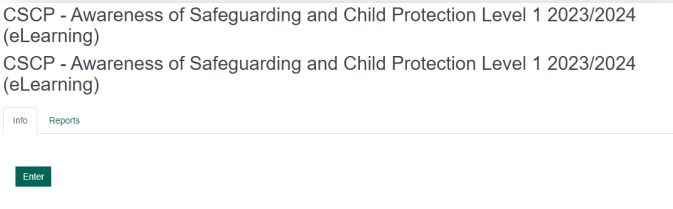
Only when the eLearning and evaluation are completed can you download your certificate



The course page will appear. This includes all the information about the course. Once you have read all information, scroll down to the eLearning to begin the course.



On the next screen, click "Enter"



Click "Start Course" to proceed.
You will also see your course progress below



You will see your progress in the summary screen, ticks will appear when the sections have been completed

RECOGNISING THE CONTEXT OF CHILD PROTECTION AND WHY IT IS EVERYONE'S RESPONSIBILITY

- ☐ Daniel's story
- ☐ Why children don't tell
- ☐ What does it have to do with me?
- ☐ Equality and inclusion issues
- ☐ Summary of module 1

SIGNS AND TYPES OF ABUSE

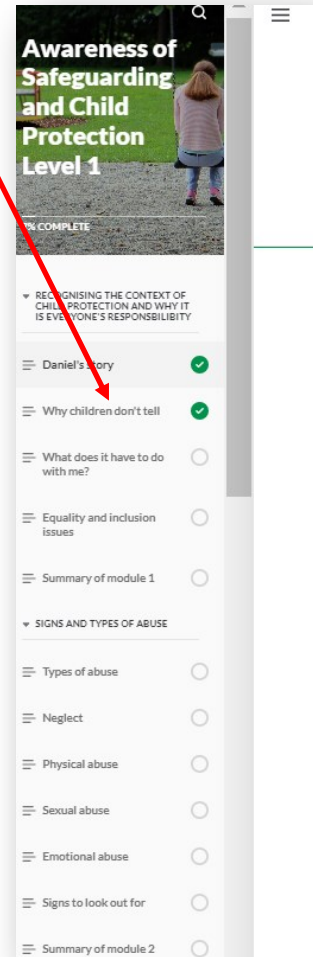
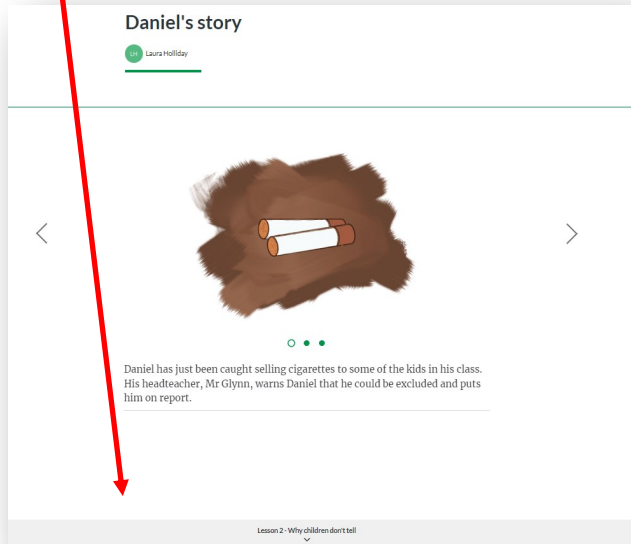
- ☐ Types of abuse
- ☐ Neglect
- ☐ Physical abuse
- ☐ Sexual abuse
- ☐ Emotional abuse
- ☐ Signs to look out for
- ☐ Summary of module 2



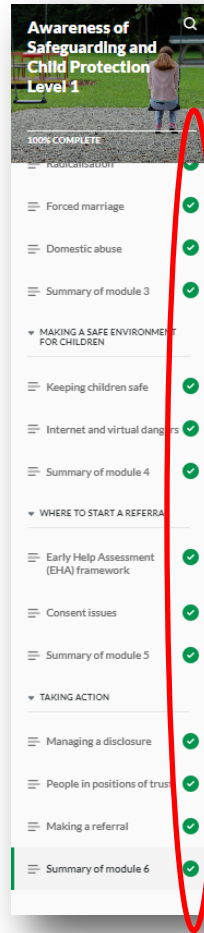
RECOGNISING THE CONTEXT OF CHILD PROTECTION AND WHY IT IS EVERYONE'S RESPONSIBILITY

- ☑ Daniel's story
- ☐ Why children don't tell

Once you have completed a section, you can move on by clicking the next lesson at the bottom of the page or click the next lesson at the left of the screen.



All sections need to have a tick next to them to complete the eLearning. Only when the eLearning is complete can you move on to the evaluation.



End of course

You have now come to the end of this eLearning course.

Before closing this course, please check that all modules on the menu to the left have been ticked. Your training record will only be updated if the completion percentage under the course title shows 100%.

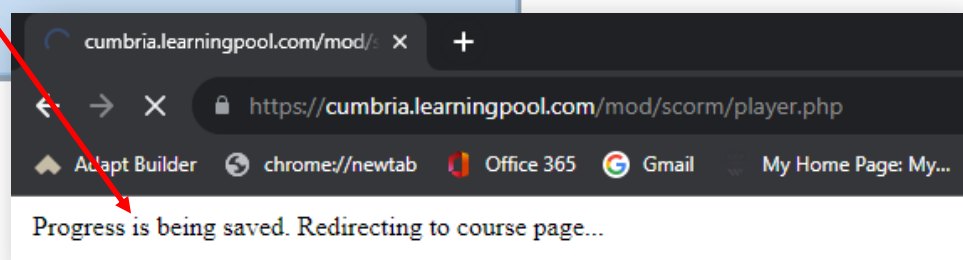
Thank you.



EXIT COURSE

At the end of the course, you must click on "Exit Course" at the top right of the screen. **DO NOT EXIT OFF THE INTERNET** at this stage or you will lose your work.

You will see the prompt below which will redirect you to the course overview page of the course.



The main home screen, you can now see the eLearning has now been completed by the tick in the circle. If this is not showing, then the course has not been fully completed



COMPLETING THE EVALUATION

Evaluation

In order to download your certificate you **MUST** complete the evaluation form below.


Upon submission of your evaluation, your certificate will be accessible for you to download.

Please click on the tile below.



To open the evaluation, click on the tile.

You will notice the circle at the top has not been filled, once the evaluation is complete, this will contain a tick

CSCP - Awareness of Safeguarding and Child Protection Level 1 (eLearning)
Awareness of Safeguarding and Child Protection Level 1 Evaluation Form 

Answer the questions...

Click to 'Answer the questions' to launch the evaluation.

Answer all questions. Those marked with * are mandatory.

CSCP - Awareness of Safeguarding and Child Protection Level 1 (eLearning)
Awareness of Safeguarding and Child Protection Level 1 Evaluation Form
Mode: User's name will be logged and shown with answers

1. Course Expectations CSCP - Safeguarding and Child Protection Level 1

2. How was the overall online training experience?*

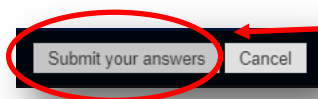
3. Did the course cover the content you were expecting? Why or why not?*

Yes
 No
 Unsure

4. Why or why not?

5. List three important things that you learned in this course

6. What comments do you have about the visual



You must answer all questions with * An error will occur if you have missed any (*please see above*)
Once you have answered 10 questions, go to '**Submit your answers**' to continue

You have now completed and ready to download your certificate.

You can now download your certificate when you have a tick in the box on the evaluation.

Click tile to download certificate

CSCP - Awareness of Safeguarding and Child Protection Level 1 2023/2024 (Certificate)



Click here to download your certificate



CSCP - Awareness of Safeguarding and Child Protection Level 1 2023/2024 (eLearning)

[View 0 issued certificates](#)

Summary of Previously Received Certificates

Issued

Thursday, 31 August 2023,
11:58 AM

Click the button below to open your certificate in a new browser window.

[Get your certificate](#)

[View HTML version](#)

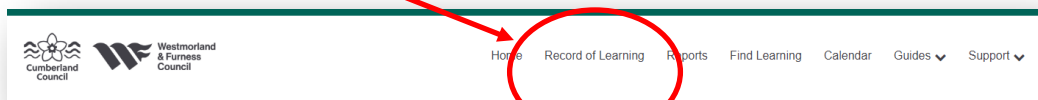
Get your certificate

You can save or print your certificate



go to 'Record of Learning'

You will now see your completed course listed



CSCP - Awareness of Safeguarding and Child Protection Level 1 (eLearning)

100%

Course complete

Frequently asked questions

1. Can I stop working through an eLearning course and return to it later?

A benefit of My Learning is that you don't have to complete a whole course in one visit. You can revisit a course as many times as you like in order to complete it. Course duration obviously depends on the size of the course and the sections within it. We recommend spending no more than 1½ hours in each eLearning session you do.

To exit a course at any time, click on **Home**, located in the bottom of every page, which will take you back to the course contents. Click on **Exit**, to leave the course and return to the **Course Homepage**. Your eLearning course and completed sections will be saved in your profile and will be available the next time you log in.

2. How do I know if I have completed a section within an eLearning course?

While working through the course a blue bar will move from left to right across the top of the screen, Once this bar reaches the right hand side the section is complete.

You can click on this bar to show the progress of each stage, if any of the sections are white they are incomplete. You can click or tap on these sections to move back and complete them.

3. How can I find out which eLearning courses I have completed?

Click or tap on Records of Learning on the toolbar at the top of the page, you will then see a list of eLearning courses you have accessed or completed. If they are complete this will show a green bar next to the course title.

4. My course has not saved, what do I do?

Courses that do not save can be frustrating. There are several potential reasons why a course does not save. We have put a guide together to help you to save your course successfully. This is situated in the "Guides" section of the My Learning site. Please look for the "How to successfully save my course". If you do continue to experience issues, please contact the team using the email below.

Contact

Should you require any further assistance, please contact ldadmin.team@cumberland.gov.uk